




Control[®] 26C/CT

Background/ Foreground Ceiling Speakers

Professional Series

Key Features:

- ▶ Coaxially mounted 165 mm (6.5 in) woofer with butyl rubber surround and 19 mm (¾ in) titanium coated diffraction-loaded tweeter
- ▶ High power, wide frequency response and low distortion for high sound level capability
- ▶ Wide coverage allows fewer speakers, reducing the cost of the installed sound system without sacrificing performance
- ▶ JBL's exclusive SonicGuard™ overload protection allows higher operational levels and improved system reliability (26C only)
- ▶ Packaged with grille, backcan and tile rails for fast installation and easy dealer stocking



The Control 26C is a compact ceiling speaker providing premium performance in background, foreground music sound systems. The Control 26C is perfectly suited for a wide variety of applications from casinos and hotels to upscale restaurants and themed locations. High power handling, wide frequency response and low distortion make the Control 26C ideal for sound systems requiring a higher fidelity sound from ceiling loudspeakers. The premium performance capability ensures excellent sound character, providing pleasant, enveloping sound throughout the listening area.

The Control 26C's 16 ohm impedance allows use of multiple speakers in parallel without having to use a more expensive constant voltage distributed system. The optional Control 26CT version includes a multitap transformer for 70V/100V systems.

JBL's exclusive SonicGuard overload protection is a non-invasive loudspeaker protection system that is inaudible to the listener, ensuring reliability while providing full fidelity sound. The computer-optimized ported enclosure delivers warm, smooth bass response. Low frequency output can be further augmented with the addition of one of the Control Contractor subwoofer models.

The 165 mm (6.5 in) woofer features a polyurethane-coated cone and pure butyl-rubber surround for long life, even in high humidity environments. An aluminum voice coil former provides extra cooling for greater long-term power handling.

The coaxially mounted 19 mm (¾ in) titanium coated tweeter provides crisp, clear highs. Diffraction-loading of the tweeter provides wide, even coverage of the listening area. The extremely broad 110° coverage pattern allows for fewer speakers to be used, making for a simpler and less expensive installation.

Specifications:

System:

Freq. Range (-10 dB):	75 Hz - 20 kHz
Power Capacity ² :	150 Watts Continuous Program Power 75 Watts Continuous Pink Noise
Nominal Sensitivity ³ :	89 dB SPL, 1W @ 1 m (3.3 ft)
Nominal Coverage Angle ⁴ :	110° conical coverage
Directivity Factor (Q):	5.9 averaged 500 Hz to 4 kHz
Directivity Index (DI):	4.6 averaged 500 Hz to 4 kHz
Rated Maximum SPL:	107 dB @ 1 m (3.3 ft)
Nominal Impedance (26C):	16 ohms (Min Z 16.5 Ω @ 290 Hz)
Transformer Taps (26CT):	70V: 60W, 30W, 15W & 7.5W taps 100V: 60W, 30W, & 15W taps

Transducers:

<u>Low-Frequency:</u>	165 mm (6.5 in) Polypropylene-coated, 1" coil on aluminum former
<u>High-Frequency:</u>	19 mm (¾ in) Titanium coated polyester

Physical:

<u>Enclosure:</u>	Backcan: Formed steel Baffle/Rim: Medium impact polystyrene, fire rated UL94V-0
<u>Overload Protection:</u>	Full-range power limiting to protect network and transducers. (On Control 26C, not on Control 26CT)
<u>Termination:</u>	Removable locking connector with screw-down terminals. 2 input terminals and 2 loop-thru output terminals. Max. wire 12 AWG (2.5 mm ²)
<u>Safety Agency Rating:</u>	In accordance with IEC60849 / EN60849. Suitable for use in air handling spaces, per U.L.-2043, U.L.-1480, NFPA90, NFPA70A.
<u>Outside Dimensions (H x Dia):</u>	210 x 252 mm (8.3 x 9.9 in) 190 mm (7.5 in) front of ceiling tile to back of backcan
<u>Cutout Size:</u>	220 mm (8.75 in)
<u>Net Weight (ea):</u>	3.4 kg (7.5 lb) CT: 4.2 kg (10 lb)
<u>Shipping Weight (pair):</u>	8.1 kg (18.0 lb) CT: 9.7 kg (21 lb)
<u>Included Accessories:</u>	C-shaped support backing plate 2 tile support rails (fits both 2 x 4 ft or 600 x 1200 mm tiles) Cutout template Paint shield Removable locking wiring connector

¹Half-space (flush mounted in ceiling)

²Continuous Pink Noise rating is IEC-shaped pink noise with a 6 dB crest factor for 100 hours continuously.

³Continuous Program power is a conservative expression of the system's ability to handle normal speech and music program material and is defined as 3 dB above the Continuous Pink Noise Rating.

⁴Half-space (in ceiling), average 100 Hz to 10 kHz

⁵500 Hz to 4 kHz

► Control® 26C/CT Background/Foreground Ceiling Speakers

Input connection is conveniently provided on a removable locking connector (included), providing secure connection via screwdown terminals and allowing a system to be prewired before installing the speaker for fast snap-on convenience. Separate connector terminals are available for the input and for the loop-through wires, making it easy to jumper the speaker signal to additional speakers. The input terminal plate provides strain relief for either bare wire, plenum cable or ½ inch conduit (12 mm I.D.). The terminal box is securely enclosed to meet safety codes.

The speaker trim and grille are paintable to match any decor. A paint shield is provided for covering the drivers while painting the rim.

Installation of the Control 26C is quick and easy. The loudspeaker is packaged complete with the backcan, grille, support backing bracket and tile rails.

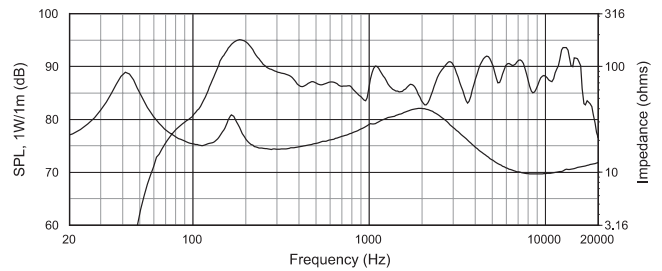
The entire installation can be accomplished without requiring access above the ceiling. A template is provided for marking the cutout. An innovative C-shaped support backing plate can be installed from below through the cutout to reinforce the top of the ceiling material. Tile bridge rails are included which can be screwed onto the C-plate to extend support to the T-channel grid in suspended ceiling installations. After the speaker is fitted through the cutout, it is held securely in place via three mounting tabs which tighten onto the C-plate, if used, or directly onto the ceiling material.

The Control 26C backcan is made of formed steel and the speaker is suitable for use in air handling spaces, per U.L.-2043. An attachment loop is provided on the backcan for cabling to the building structure as a secondary support in seismic areas or where required by code.

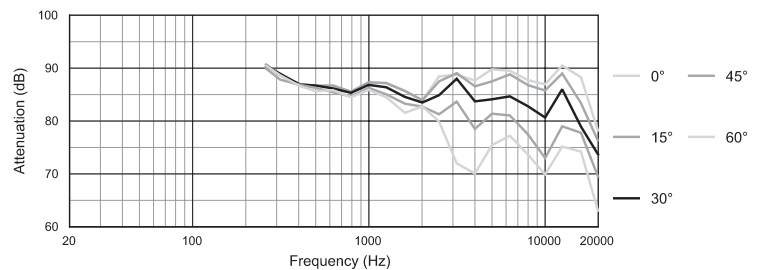
The model Control 26CT includes a 60W multitap transformer for use in either 70.7V or 100V distributed-line systems. The transformer effectively limits the power to the speaker, so SonicGuard is not included in the Control 26CT. Taps are selected with a rotary switch conveniently located on the front panel, but protected under the grille, so that the speaker does not have to be removed to adjust tap settings.

All JBL Control Contractor loudspeakers - both ceiling speakers and surface-mount models - are designed with a similar sonic signature, allowing for mixing and matching of the various models within an application, providing a similar tonal character throughout the entire listening area.

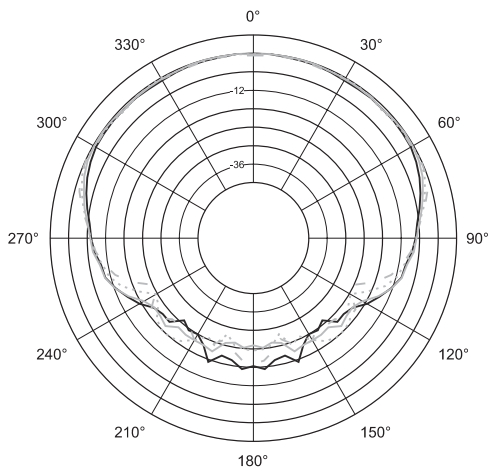
Frequency response is measured on-axis with at a distance referenced to 1 meter at 1-watt. Shown as a half-space (2π) environment.



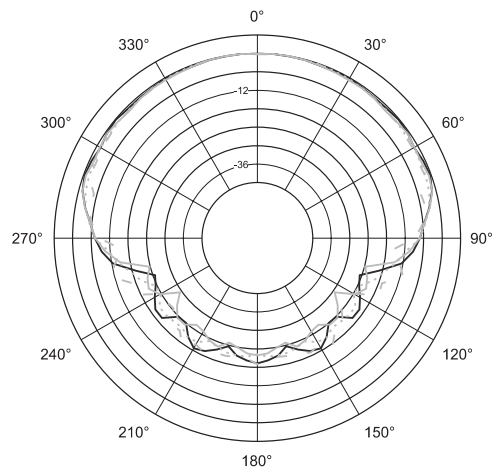
Off Axis Frequency Response (1/3 Oct Avg)



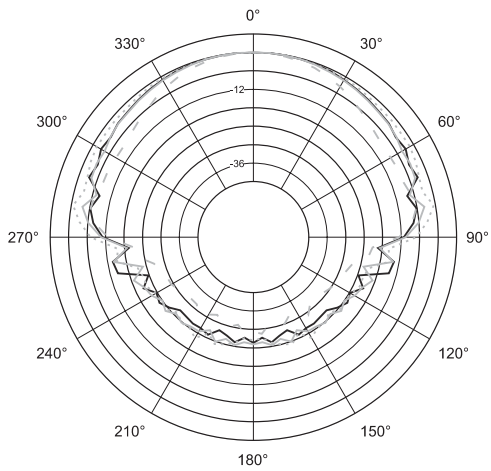
1/3 Octave Polars



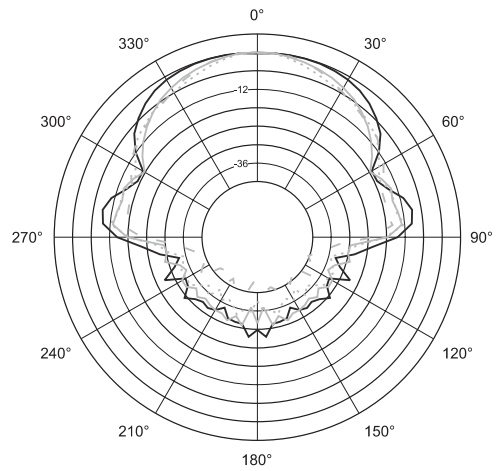
- 200Hz
- 250Hz
- ⋯ 315Hz
- - 400Hz



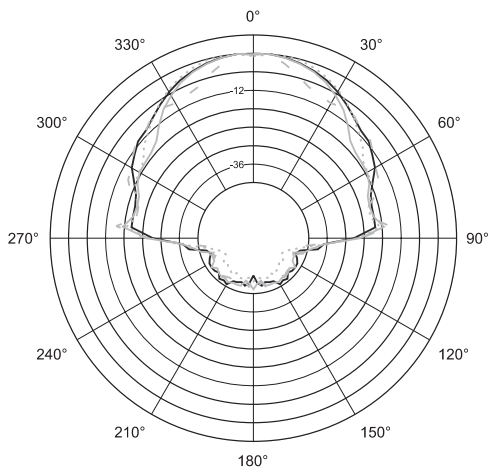
- 500Hz
- 630Hz
- ⋯ 800Hz
- - 1kHz



- 1.25kHz
- 1.6kHz
- ⋯ 2kHz
- - 2.5kHz



- 3.15kHz
- 4kHz
- ⋯ 5kHz
- - 6.3kHz



- 8kHz
- 10kHz
- ⋯ 12.5kHz
- - 16kHz

► Control® 26C/CT Background/Foreground Ceiling Speakers

Architectural Specifications:

The loudspeaker shall be of in-ceiling design, consisting of a 165 mm (6.5 in) low frequency transducer, a coaxially-mounted 19 mm (¾ in) high frequency transducer, and frequency dividing network installed in a ported enclosure. The low frequency voice coil shall be 25 mm (1 in) in diameter and the coil former shall be of aluminum for maximum heat dissipation.

Performance specifications of a typical production unit shall be as follows: Measured sensitivity (SPL at 1m [3.3 ft] with 4V input, averaged from 100 Hz to 10 kHz) shall be at least 89 dB-SPL. Usable frequency response shall extend from 75 Hz to 20 kHz (10 dB below rated sensitivity in half-space) with no external equalization. Rated power shall be at least 75 watts continuous pink noise power, defined as conforming to international standard IEC268-5 (shaped pink noise with peak-to-average ratio of 6 dB) for a period of 100 continuous hours.

The system shall be protected against damage from occasional overpowering via full range series lamps that limit the power to the network and transducers (Control 26C, not Control 26CT). The high frequency transducer shall be horn-loaded to more evenly cover a minimum 110° polar conical coverage area.

The backcan shall be constructed of formed steel and the baffle of UL94V-0 fire rated medium impact polystyrene. An enclosed terminal box shall be included providing strain relief for use with either plenum-rated wire, ½ in (13 mm inside diameter) conduit, or flexible conduit up to 22 mm (¾ in) outside diameter. The external wiring shall be accomplished via a removable lockable wiring connector with screw-down terminals to provide both secure wire termination and prewiring capability before loudspeaker installation. An attachment loop shall be provided on the back panel for cabling to building structure as a secondary support point.

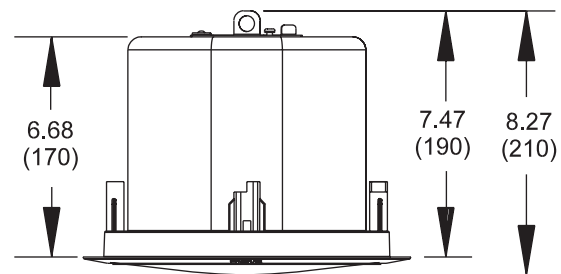
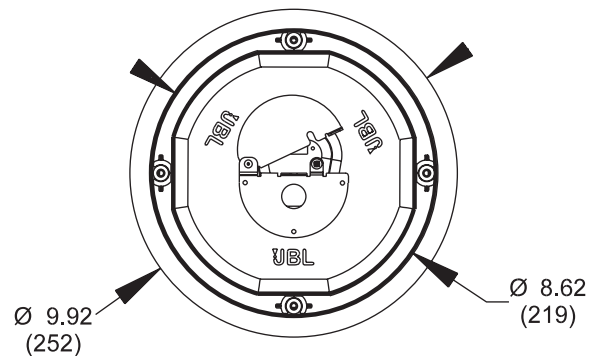
The system shall include a support backing plate to reinforce the ceiling material and tile support rails for use on either 2 x 4 ft or 600 x 1200 mm suspended ceiling tiles and which can all be installed from beneath the ceiling tile.

Overall front face diameter shall not exceed 252 mm (9.9 in), overall depth from the bottom of the ceiling shall not exceed 190 mm (7.5 in), and shall weigh no more than 3.4 kg (7.5 lb).

Control 26C: Nominal impedance shall be 16 ohms.

Control 26CT: The loudspeaker shall be equipped with transformer for use in either 70.7 or 100V distributed-line speaker systems, with taps selectable by rotary switch located on the front panel so that the speaker does not have to be removed to adjust tap settings. Taps shall be nominally 60W @ 70V, 30W @ 70V (60W @ 100V), 15W @ 70V (30W @ 100V), and 7.5W @ 70V (15W @ 100V).

The loudspeaker shall be the JBL Model Control 26C (Control 26CT).



Dimensions in inches (mm)



JBL Professional
8500 Balboa Boulevard, P.O. Box 2200
Northridge, California 91329 U.S.A.

■ A Harman International Company
© Copyright 2003 JBL Professional

SS Control 26C
CRP 10M
4/03