

Intelix INT-USB3.1CX 4-Port USB 3.1, 100m CAT 6a/7 Point-to-Point Extender System



Quick Start Guide

For complete owners manual scan the following QR code with a smartphone or smart tablet




Package Contents:

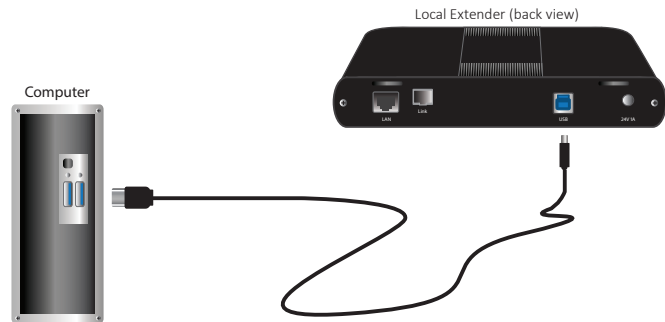
- 1x INT-USB3.1CX Local Extender
- 1x INT-USB3.1CX Remote Extender
- 1x USB 3.1 Gen 1 Cable
- 1x 24V 1A AC Power Adapter
- 1x 24V 2.71A AC Power Adapter
- 2x Country Specific Power Cords
- 1x Quick Start Guide

Before you get started, ensure that all the drivers required for your USB device(s) are installed.

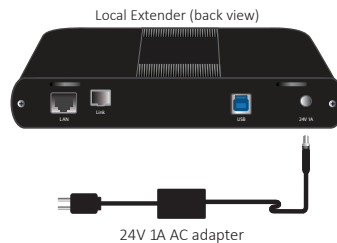
- 1 Place extenders where desired and connect the CAT 6a/7 cable to the Link ports on the Local and Remote Extenders.



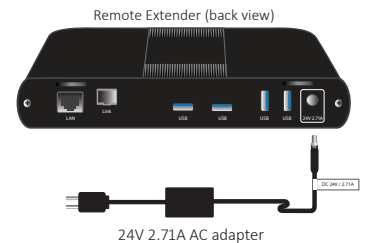
- 2 Connect the Local Extender to the computer's USB 3 port using the included USB cable.



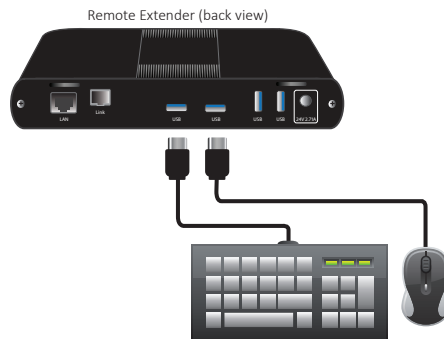
- 3 Power the Local Extender with the included 24V 1A AC adapter and tighten the locking ring.



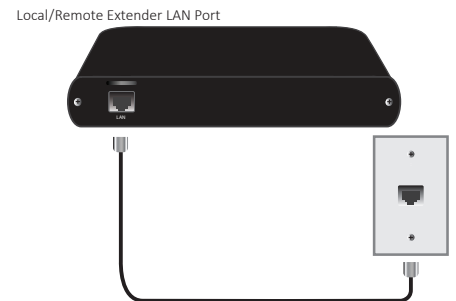
- 4 Power the Remote Extender with the included 24V 2.71A AC adapter and tighten the locking ring.



- 5 Attach USB device(s) to the Remote Extender.



- 6 Optional: Connect Local and Remote Extender LAN ports to a network or device as necessary.



- * Supports USB 3, 2 and 1
- * True plug and play; no software drivers required
- * Works with all major operation systems: Windows®, macOS™, Linux® and ChromeOS™

Certification and Compliance

FCC Radio Frequency Interference Statement Warning

This device complies with part 15 of the FCC Rules. Operation is subject to the following two conditions: (1) this device may not cause harmful interference, and (2) this device must accept any interference received including interference that may cause undesired operation.

CE Statement

We declare under our sole responsibility that the INT-USB3.1CX, to which this declaration relates, is in conformity with European Standards EN 55022, EN 55024, EN 55032 and EN 61000.

IC Statement

This Class B digital apparatus complies with Canadian ICES-003 Issue 6.

WEEE Statement

The European Union has established regulations for the collection and recycling of all waste electrical and electronic equipment (WEEE). Implementation of WEEE regulations may vary slightly by individual EU member states. Please check with your local and state government guidelines for safe disposal and recycling or contact your national WEEE recycling agency for more information.

Product Operation and Storage

Please read and follow all instructions provided with this product, and operate for intended use only. Do not attempt to open the product casing as this may cause damage and will void warranty. Use only the power supply provided with this product. When not in use, product should be stored in a dry location between -20°C and 70°C.

Intelix
Liberty AV Solutions
11675 Ridgeline Drive
Colorado Springs, CO 80921
800-530-8998
supportlibav@libav.com



Information contained herein is subject to change without notice. 90-01584-A02