


CC-300 and CC-400 Headsets

Intercom Accessories



Linking
People
Together



CC-300

CC-400

Key Features and Benefits

- High-quality dynamic hyper-cardioid microphone
- High ambient-noise attenuation headphones
- 40Hz-20kHz frequency response
- Flexible gooseneck microphone positioning
- Boom rotation ON/OFF switch for quick microphone muting
- Interchangeable cabling for easy connector changing and repair
- Fully serviceable headsets
- Storage bag and ear pad covers included

A versatile high performance range of headsets designed to give excellent audio quality, comfort and ease of use to suit every need.

Description

The CC-300 (single-ear) and CC-400 (double-ear) headsets feature high performance headphones and cardioid dynamic microphone that provide high quality audio.

Operation

The CC-300 and CC-400 headsets can be easily adjusted to accommodate the preference of any user. The microphone boom has a 300° rotation to allow the microphone to be worn on the left or right side of the head. Users can make the headset larger or smaller by using the slide adjusters on either side of the headband. Cushioned with super-soft leatherette padding, the headphones sit on the ear to provide a comfortable fit for users. A rotating, flexible gooseneck is included for optimal positioning.

Integrated Mute Switch Operation

The CC-300 and CC-400 headset microphones can be turned on and off by moving the microphone boom. To turn ON the microphone, pull the boom gently downwards (past the 10 o'clock/2 o'clock position). To turn the microphone OFF, push the boom gently upwards (above the 10 o'clock/ 2 o'clock position).

Interchangeable Cabling

The CC-300 and CC-400 headsets have been designed so that the cabling and connector type can be adapted quickly to the application. Users can order cables with different XLR connector choices and appropriate pin-outs. To change the connector cable in the field, simply disconnect the cable from the headset and exchange the cable with a standard Phillips screwdriver. The same process can be used to repair and replace a damaged cable on the fly.

CC-300 and CC-400 Headsets

Intercom Accessories

Technical Specifications

Headphone

Type: Closed-back
Driver: 40mm diameter, neodymium magnet, copper-clad aluminum wire voice coil
Frequency Response: 40Hz v- 20kHz

Microphone

Element: Dynamic
Polar Pattern: Hyper-cardioid
Frequency Response: 300Hz - 20kHz

Sensitivity

Open Circuit Sensitivity: -61 dB \pm 3.5 dB; at 1kHz, typical
CC-300: 102 dB \pm 3 dB (SPL); at 1kHz typical
CC-400: 98 dB \pm 3 dB (SPL); at 1kHz typical

Impedance

CC-300 Headphone: 400 ohms \pm 30%; at 1kHz typical
CC-400: 200 ohms \pm 30%; at 1kHz typical
Microphone: 200 ohms \pm 30%; at 1kHz typical

Connector

Cable: 5ft (1.55m) long with 8-pin connector at headset end; 4-pin Female XLR

Dimensions

Packaging for CC-300 and CC-400:
 4.8 x 13 x 10.43 in (WxHxD)
 (122 x 330 x 265 mm)

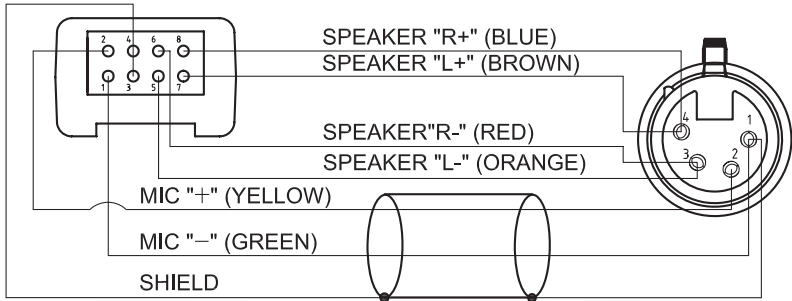
Weight

CC-3000: 8.6 oz (245g) without 8-pin cable assembly and M3*18mm SCREW
CC-4000: 11.1 oz (315g) without 8-pin cable assembly and M3*18mm SCREW

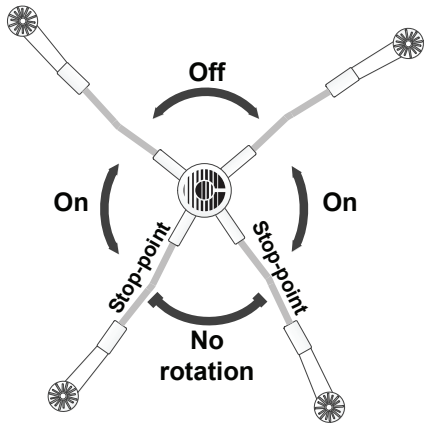
Order Codes

- CC-300-X4:** Single-ear 4-pin Female XLR
- CC-300-X5:** Single-ear 5-pin Male XLR
- CC-300-X6:** Single-ear 6-pin male XLR (balanced mic)
- CC-300-X7:** Single-ear 7-pin Female XLR
- CC-300-Y5:** Single-ear 5-pin Female XLR
- CC-300-B6:** Single-ear no connector
- CC-400-X4:** Double-ear 4-pin Female XLR
- CC-400-X5:** Double-ear 5 pin Male XLR
- CC-400-X6:** Double-ear 6-pin male XLR (balanced mic)
- CC-400-X7:** Double-ear 7-pin Female XLR
- CC-400-Y5:** Double-ear 5-pin Female XLR
- CC-400-B6:** Double-ear no connector

Wiring Diagram for Connector Pin-Outs



Microphone Boom Rotation Switch



Microphone Polar Response

