

Atlas Sound ATLAS SOUND POLE MOUNT 70W AMPLIFIER SYSTEMS These innovative amplifiers are perfectly suited for projection systems. They install right onto a pole mount via a sealed hole incorporated into the chassis design. Simply install the projector mounting pole, align the amplifier's chassis socket with the 1.5" mounting tube, and clamp the unit at the desired height above the projector mount with the included pole clamp system. Other benefits include an accessory outlet with AC current sense that allows the amplifier to respond instantly from stand-by mode when the projector is powered, as well as separate audio sense turn-on. Systems have balanced Phoenix style and unbalanced RCA inputs, front panel LEDs, and recessed screwdriver adjustable tone and level controls. All models also mount in IRU configurations.



ITEM	DESCRIPTION	PRICE
PA702	2-channel 70W pole mount amplifier system, black	267.50
PA702-W	As above but white	267.50
PA1001G	1-channel 100W pole mount amplifier system, black	293.50
PA702-RMK	Rack mount kit for PA702	21.50

CHIEF WE CARRY THE COMPLETE LINE OF CHIEF MOUNTS. VISIT OUR WEBSITE FOR SPECIFIC MODELS AND PRICING.

FLAT PANEL CARTS/STANDS

PF SERIES For 42-71" Displays. Lightweight, collapsible, 4'-7" height adjustment. Black or Silver. Weight capacity 200lbs. Shelf accessory sold separately (PAC170).

PFC MODELS - MOBILE CART With casters. 4'-6" height.

PF1 MODELS - FLOOR STAND Low profile, no casters.

PF2 MODELS - DUAL DISPLAY FLOOR STAND Weight capacity 400lbs.

MF SERIES For 30-55" displays. Lightweight, collapsible, 4' - 7'. Black or Silver. Weight capacity 125lbs. Shelf accessory sold separately (PAC710)

MFC MODELS - MOBILE CART With casters. 4'-6" height.

MF1 MODELS - FLOOR STAND Low profile, no casters.

MF2 MODELS - DUAL DISPLAY FLOOR STAND Weight capacity 250lbs.

PPC MODELS - PRESENTERS CART For up to 61" displays. Designed for presentations, 45-59" in 2" increments height adjustments. Black only. Weight capacity 200lbs. Shelf accessory sold separately (PAS100).

FLAT PANEL CEILING MOUNTS

PCM MODELS - SINGLE CEILING MOUNT/ANGLED COLUMN For 42-71" displays. +5°/-25° Tilt, 3° Roll. Black. Weight capacity 200lbs. Requires ceiling plate/extension column. Call for specifics.

PDC MODELS - DUAL CEILING MOUNT - For up to 63" displays. +5°/-25° Tilt, 3° Roll, 360° Yaw. Black. Weight capacity 350lbs. Requires ceiling plate/extension column. Call for specifics.

FLAT PANEL WALL MOUNTS

LTMU FUSION MODELS - TILTING For 37-63" displays. Low profile. 0-12° Pitch control. Black. Weight capacity 200lbs.

MTMU FUSION MODELS - TILTING For 26-47" displays. Low profile. 0-12° Pitch control. Black. Weight capacity 75lbs./single stud, 125lbs./dual stud

LSMU FUSION MODELS - FIXED For 37-63" displays. Low profile. 17.5" lateral shift. Black. Weight capacity 200lbs.

MSMU FUSION MODELS - FIXED For 26-47" displays. Low profile. 14.5" lateral shift. Black. Weight capacity 75lbs./single stud, 125lbs./dual stud

TS525TU THININSTALL - SWING ARM For 37-58" displays. Extends 25" with -15° tilt. Black. Weight capacity 125lbs.



GATOR GATOR CASES G-TOUR PLASMA/LCD CASES These plasma/LCD cases feature 5mm plywood construction with PVC exterior, Red Penn Elcom recessed MOL twist latches & spring-loaded rubber-gripped handles, heavy-duty Penn Elcom zinc-plated hardware, reinforced stackable ball corners, and polyethylene wedges to ensure proper fit for various sizes.



ITEM	DESCRIPTION	PRICE
G-TOUR-LCDP-2023	Fits most 20"-23" LCD & plasma screens, lined w/ polyurethane foam	364.99
G-TOUR-LCDP-2632	Fits most 26"-32" LCD & plasma screens, lined with foam	
G-TOUR-LCDP-3743T	Fits 37"-43" LCD & plasma screens, attached casterboard with 4 wheels (2 locking), carpet-lined with polyurethane foam corners	629.99
G-TOUR-LCDP-5055	Fits 50" LCD & plasma screens, attached casterboard w/4 wheels (2 locking), carpet-lined with polyurethane foam corners	949.99
G-TOUR-LCDP-60	Fits 60" LCD & plasma screens, attached casterboard w/4 wheels (2 locking), carpet-lined with polyurethane foam corners	999.99

GATOR GATOR CASES ROTO MOLDED LCD FLATSCREEN CASES These cases are made of a near-indestructible LLDPE polyethylene plastic and feature molded-in handles at the base, aluminum handles for lid removal, four 3" casters with rubber wheels (2 swiveling/braking, 2 stationary), and foam inserts. Also comes with 1.5" nylon web straps with buckles, molded end supports with foam lining for shock protection and up arrows on the case to aid in proper flatscreen transport.



ITEM	DESCRIPTION	PRICE
G-LCD-4042	Case for most 40"-42" LCD flatscreens, max width 41"	524.99
G-LCD-4647	Case for most 46"-47" LCD flatscreens, max width 45.5"	524.99
G-LCD-5052	Case for most 50"-52" LCD flatscreens, black	739.99

GATOR CASES G-TOUR LIFT CASES FOR FLATSREENS

These non-electric hydraulic-assisted lift cases feature four lift height positions - 52", 58", 64", 72". The cases come with a built-in retractable electrical cord (with 3 grounded receptacles), side-mount laptop tray, a presentation drape that covers the case and frame, universal mounting bracket, Penn Elcom® hardware and a tilt indicator that warns user of improper handling during transport.



ITEM	DESCRIPTION	PRICE
G-TOUR-LCDLIFT-52	Lift case for 52" flatscreens	1999.99
G-TOUR-LCDLIFT-65	Lift case for 65" flatscreens, w/ dry-erase board	2499.99

Nigel B. DESIGN MINI-AMPS These 4.3" wide energy efficient stereo audio amps can be mounted vertically or horizontally in tight places,



making them ideal for use with ceiling-mounted projectors & video displays. The amps turn on automatically within 0.2 seconds of sensing audio input, eliminating clipped audio. The 5000 series is designed for 2-, 4- or 8ohm loads and can be bridged for mono. The 6000 series features a built-in IP gateway controller, USB & contact closure modes, voice lift amplification, and more. The 7000 series are for 70/25V applications. The PLUS series models feature 2-way RS232 as well as Ethernet ports that support most serial control devices (AMX, Crestron, Aurora Multimedia, & others). The 8000 series are based on the 5000s and include remote control wall plates. All accept balanced & unbalanced inputs to the Phoenix connector and require 24VDC external power supplies. Use NB-PSU for 50W models and NB-PS-170 for the 90W amps.

ITEM	DESCRIPTION	PRICE
NB-50050	50W mono/stereo RMS amp	292.45
NB-50090	90W mono/stereo RMS amp	292.45
NB-60050	50W single/multi-zone amp w/IP gateway controller	682.45
NB-60090	90W single/multi-zone amp w/IP gateway controller	853.07
NB-70050	50W, 70/25V single/dual-zone amp	389.95
NB-70090	90W, 70/25V single/dual-zone amp	584.95
NB-50050PL	50W, RS232 controlled Plus Series amp	487.45
NB-50090PL	90W, RS232 controlled Plus Series amp	584.95
NB-70050PL	50W, 70/25V RS232 controlled Plus Series amp	584.95
NB-70090PL	90W, 70/25V RS232 controlled Plus Series amp	682.45
NB-80050	50W amp w/remote control wall plate	292.45
NB-80090	80W amp w/remote control wall plate	389.95

Power Supplies, Mounting & Hanging Accessories

NB-PSU	24V 3.3 amps, 100-240V power supply for 50W amps	77.95
NB-PS170	24V 6.3 amps, 110-240V power supply for 90W amps	116.95
NB-PEBPM	Standard size plenum equipment box (w/pole mount, attaches to any c1-1/2" pipe)	292.45
NB-PLWB	Standard size plenum equipment box (14"x14" w/flat surface/wall mounting box)	292.45
NB-2RUPB	Extra size hanging locking plenum box w/2RU rack rails	389.95
NB-2RUPM	Extra size pole-mount locking plenum box w/2RU rack rails	389.95
NB-PLHK-5	5' hanging kit for standard & extra size plenum equipment boxes	77.95
NB-PLK-15	15' hanging kit for standard & extra size plenum equipment boxes	77.95
NB-CTSSPB	1 pair of ceiling tile supports for standard size plenum boxes w/5' hanging kit	146.20
NB-CTSELB	1 pair of ceiling tile supports for extra size plenum boxes w/5' hanging kit	126.70
NB-MPB	Multi-purpose bracket for flat surface amp installations or joining 2 brackets together	77.95
NB-MPBJK	Joining kit for NB-MPB multi-purpose bracket	15.55
NB-MPB-P	Multi-purpose bracket for pole mounting	87.70
NB-MPB-V	Multi-purpose bracket for VESA plates	77.95
NB-V1	VESA mounting plate with 100, 150mm pre-drilled holes	43.84
NB-V2	VESA mounting plate with 150, 200mm pre-drilled holes	51.14
NB-1SHE	1RU shelf/frame for all Nigel B modules	116.95
NB-1BP	1RU 1/4 rack blanking panel for rack shelf/frame	19.45



Great Mounts, Great Sound



PREMIER MOUNTS®
CREATING POSITIVE CUSTOMER EXPERIENCES



A/V Shelves
SHLF-VE with
P4263T installed



iPad Mounts
IPM series



TL60-RTM
Carts & Stands
BW60-UFA



Flat-Panel Mounts
AM50



Projector Mounts
FTP




Flat-Panel Mounts
UNI-DS-AUD



Projector Mounts
SPI-EXT

FULL COMPASS
PRO AUDIO | VIDEO | AV | LIGHTING
800-356-5844
FULLCOMPASS.COM



OMNIMOUNT PLASMA & LARGE LCD UNIVERSAL WALL MOUNTS


Wall mounts for plasma displays up to 63" and 200lbs, available in black or silver, and with flat or tilting designs. For large LCD displays up to 50", adjustable cantilever arm mounts accept loads up to 150lbs.

ITEM	DESCRIPTION	PRICE
54FB-F-BUniversal mount for plasmas up to 63" & 175 lbs, flat, black.....	50.91
54FB-F-SUniversal mount for plasmas up to 63" & 175 lbs, flat, silver.....	66.57
54FB-T-BUniversal mount for plasmas up to 63" & 175 lbs, tilts +15° to -5°, black.....	66.21
54FB-T-SUniversal mount for plasmas up to 63" & 175 lbs, tilts +15° to -5°, silver.....	86.57
54FBHD-F-BUniversal heavy mount for plasmas up to 54" & 200 lbs, flat, black.....	99.89
54FBHD-F-SUniversal heavy mount for plasmas up to 54" & 200 lbs, flat, silver.....	99.89
63FBHD-T-BUniversal heavy mount for plasmas up to 63" & 200 lbs, flat, black.....	127.34
63FBHD-T-SUniversal heavy mount for plasmas up to 63" & 200 lbs, flat, silver.....	166.52
48ARMUA-BUniversal cantilever mount for LCD, fits screens up to 50" & 150 lbs., black.....	203.75
48ARMUA-SUniversal cantilever mount for LCD, fits screens up to 50" & 150 lbs., silver.....	266.43

peerless

PEERLESS SMARTMOUNT® UNIVERSAL ARTICULATING ARM LCD FLAT PANEL MOUNTS

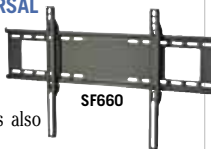
The SA752PU and SA761PU are also available in silver, just add -S to the model number.



ITEM	DESCRIPTION	PRICE
SA752PUArticulating arm wall mount for 32"-52" screens, black.....	259.88
SA761PUArticulating arm wall mount for 37"-63" screens, black.....	326.70
SA771PUDual-arm wall mount for 37" - 71" screens, black.....	423.23

PEERLESS SECURITY SMARTMOUNT™ UNIVERSAL FLAT/TILTING WALL MOUNTS

Universal wall mounts for plasma displays 32"-71". Includes theft-resistant hardware to attach screen to mount. Flat wall mount keeps screen close to wall for discrete installation. Tilting wall mount offers 15° forward and backward tilt. All models also available in silver, just add -S to the model number.



ITEM	DESCRIPTION	PRICE
SF660For 32"-60" screens & holds to up to 200lbs, black.....	74.25
SF670For 42"-71" screens & holds up to 250lbs, black.....	103.95
ST660Tilting wall mount for 32"-60" screens & holds up to 200lbs, black.....	102.47
ST670Tilting wall mount for 42"-71" screens & holds up to 250lbs, black.....	117.32



PREMIER MOUNTS TILTING FLAT PANEL MOUNTS

All models offer 12° of continuous tilt, Premier Mounts' Griplate™ system for secure placement, PANELock™ theft-resistance system, built-in lateral shift, and can be mounted to walls, floor stands, carts, and ceiling adapters. The CTM-MS1, CTM-MS3, & CTM-VESA have weight capacities of 160 lbs. The CTM-MS2 can hold up to 175 lbs, and the CTM-MS4 can hold up to 300 lbs.



ITEM	DESCRIPTION	PRICE
CTM-MS1Tilting mount for 24"-36" flatscreens, 400x200mm mounting pattern ..	110.04
CTM-MS2Tilting mount for 37"-63" flatscreens, 200x200mm - 800x505mm mounting pattern, w/hardware, cable/power box access.....	137.55
CTM-MS3Tilting mount for 55"-68" flatscreens, 200x200mm - 900x735mm mounting pattern, w/hardware, cable/power box access.....	261.35
CTM-VESAVESA tilting portrait/landscape mount for 26"-52" flatscreens, 75x75mm, 100x100mm, 200x100mm, 200x200mm mounting patterns, w/cable routing... ..	110.04

VMP LCD VESA STANDARD MOUNTS

Universal LCD mounts which are adjustable and configurable in a variety of ways to accommodate wall, ceiling and desk mounting. They are designed to work with LCD displays from 10" up to 21", which use a 75 or 100mm VESA standard mounting. LCD-1 is a universal wall mount which can be configured as a single arm, double arm articulating, or near flush mount with the parts provide and is available in black or silver. LCD-1C is a ceiling mount with a 17" to 27" telescoping mast, in silver. LCD-2 is a table/desk clamp-on or bolt-on mount in silver with a forward tilting arm. All mounts are designed to handle up to 25 lb. Displays, and have adjustable tilt of 5 to 30 degrees.



ITEM	DESCRIPTION	PRICE
LCD1Wall mount with articulating arms, silver.....	43.36
LCD1BWall mount with articulating arms, black.....	43.36
LCD1CCeiling (pole) mount in silver.....	43.36
LCD2Desk mount in silver.....	49.88

BenQ

BENQ PROFESSIONAL SERIES PROJECTORS

These models feature XGA (1024x768) resolution. They have a high 2000:1 contrast ratio, BrilliantColor™ technology for greater brightness in mid-tone hues, and HDTV compatibility. They project an image size of 35" to 300" and have a selectable 4:3/16:9 aspect ratio. They also include a RJ45 connection for Crestron LAN Control.



ITEM	DESCRIPTION	PRICE
SP870XGA DLP projector, 5000lumens, 4:3/16:9 selectable.....	1799.00
SP920PXGA DLP projector, 6000lumens, 4:3/16:9 selectable.....	2999.00

BENQ SHORT THROW DLP PROJECTORS

These short throw projectors are perfect when space is tight. The MX880UST uses a unique mirror arrangement to produce a 79" image at just 19" away. And they are all 3D ready. The MX810 & MW811 support VGA (640x480) to UXGA (1600x1200) and the MX880UST supports up to WUXGA (1920x1200). They all support 720i, 720p & 1080p. The MX880UST has a 3000:1 contrast ratio, the MX810 & MW811 have 4600:1.



ITEM	DESCRIPTION	PRICE
MX810-STVGA/UXGA projector, 2500 lumens, 4:3 aspect ratio.....	799.00
MW811STVGA/UXGA projector, 2500 lumens, 16:10 aspect ratio.....	929.00
MX880USTVGA/WUXGA projector, 2500 lumens, 4:3 aspect ratio.....	1169.00

BENQ WIDESCREEN DLP PROJECTORS

These projectors are perfect for education and large venues. They have a high brightness of at least 4000 ANSI lumens and high contrast ratios. They support VGA (640x480) to WUXGA (1900x1200) resolutions, including 720p, 1080i and 1080p. The SP890 has an exceptionally high 16000:1 contrast ratio, while the SP840 & SP891 have 3000:1.



ITEM	DESCRIPTION	PRICE
SP840VGA/WUXGA DLP projector, 4000 lumens, full HD, widescreen..	1749.00
SP890VGA/WUXGA DLP projector, 4000 lumens, full HD, widescreen..	2999.00
SP891VGA/WUXGA DLP projector, 4500 lumens, full HD, widescreen..	3299.00

BENQ W6000 ENTERTAINMENT SERIES PROJECTOR

A 1080p home theater DLP projector. Featuring advanced BrilliantColor™ processing for boosted mid-tone colors and heightened brightness levels, 2500 lumens, and 50,000:1 high contrast ratio. It can project up to 300", has native 16:9 aspect ratio, and 2D Keystone correction. It supports multiple video formats including 480p, 576p, 720p, 1080i and 1080p. Easily installed with horizontal-vertical lens shift, 1.5:1 zoom ratio, dual HDMI (v1.3) inputs, and Imaging Science Foundation Certified Calibration Configuration (ISFccc) for optimized performance customized to the consumer's home environment.



ITEM	DESCRIPTION	PRICE
W60001080P HD home theater projector, 2500lumens, 16:9/4:3 selectable..	1999.00

INPUTS:

