



## Twisted Pair Format-A Modules D-TPS7A & D-TPP7A Format-A Passive Single Pair Sender



- Stereo Audio Input Combined to Mono Output
- Input on Mini-jack
- Switch Selects which RJ45 Pair (A, B or C) is Fed
- Signal and Power Pair Pass-Through between TP CABLE RJ45 Jacks
- Passive Circuitry Does Not Require Power
- Galvanic Isolation through a Studio-Quality Transformer
- Daisy-Chain with Single-Pair or Two-Pair Format-A Senders

- D-TPS7A or DS-TP76A Format-A Audio Sender
- Video Monitor Pass-Through
- Available in RDL White/Gray (D-TPP7A)
- Available in Stainless Steel (DS-TPP7A)

The -TPS7A is a single-pair audio sending module compatible with RDL<sup>®</sup> Format-A twisted pair products. The front panel features a single stereo mini-jack intended for stereo consumer line level audio sources. A studio-quality transformer provides isolation between the audio source and the RJ45 TP CABLE.

The -TPS7A is a single-pair sender, feeding the input signal to the cable pair set on the rear-panel switch during installation. This module drives only one cable pair, therefore a TP CABLE RJ45 jack is provided to accept signals and power from other mic-level or line-level Format-A senders. Two other single-pair senders may be chained to a TP CABLE jack, or a single two-pair sender may be connected. If three single-pair senders are connected together, each sender must feed a different pair: A, B or C. The -TPS7A must be set to feed pair A if it is connected together with an RDL two-pair sender that feeds stereo audio on pairs B and C.

The -TPS7A is a passive module that does not require power to operate. If power is present on a cable connected to a TP CABLE jack, that power is passed through to the modules connected to the other TP CABLE jack.

The D-TTP7A is the same as the D-TPS7A but includes a connection for composite video pass through.

# TWISTED PAIR Format-A

## Model D-TPS7A & D-TPP7A

### Format-A Passive Single-Pair Sender

## Installation/Operation

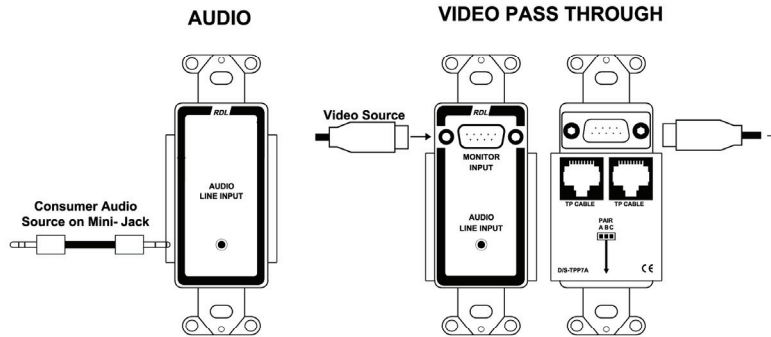
**CE** EN55103-1 E1-E5; EN55103-2 E1-E4  
Typical Performance reflects product at publication time exclusive of EMC data, if any, supplied with product. Specifications are subject to change without notice.

**STEP 1:** Set the **PAIR** selector so the module is driving the desired pair A, B or C of the Format-A cable. If the module is connected together with one or two other single-pair senders, each sender must be set to a different pair. If connected together with a two-pair sender, the switch must be set to pair A.

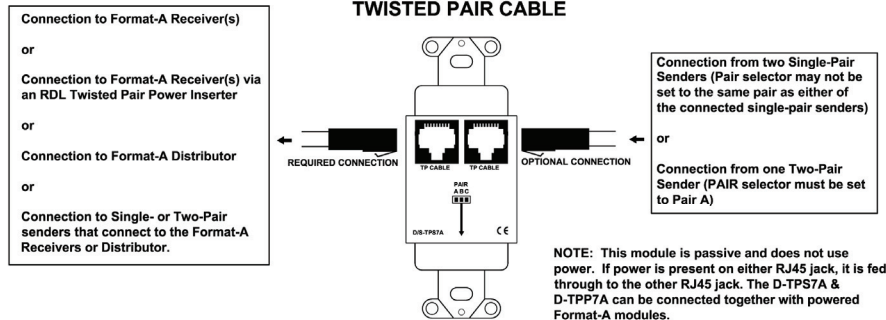
**STEP 2:** Connect a high-impedance unbalanced audio source to the input (-10 dBu 3.5 mm mini-jack).

**STEP 3:** Connect the twisted pair cable(s) and mount the module.

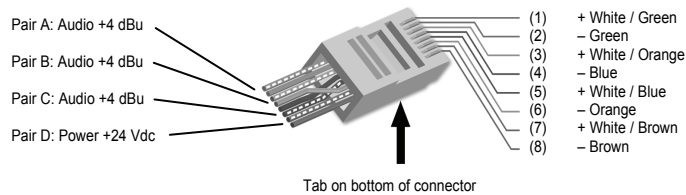
### CONNECTIONS



### TWISTED PAIR CABLE



### RJ45 Standard wiring



RJ45 conductor colors shown are for 568A standard. The 568B standard may be used if the connectors at both ends of the cable are wired identically.

Input:	3.5mm mini-jack, unbalanced stereo combined to mono	Frequency Response:	20 Hz to 20 kHz (±0.5 dB)
Input Level:	-10 dBV, +22 dBu max	THD:	< 0.1% (50 Hz to 20 kHz); <0.001% (1 kHz typ)
Format-A Signal Pair Used:	Switch-selectable A, B, or C (rear-panel switch)	Power Requirement:	Passive
Format-A Input:	RJ45 TP CABLE	Dimensions:	1.6" (4.06 cm) W; 4.11" (10.45 cm) H; 1.89" (4.8 cm) D
Output:	RJ45 TP CABLE, RDL TP Format-A		