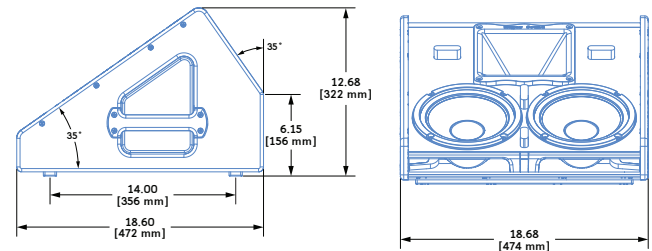


# MJF-208 Compact Stage Monitor



**Dimensions** 18.68" W x 12.68" H x 18.60" D  
(474 mm x 322 mm x 472 mm)

**Weight** 47 lbs (21.3 kg)

**Enclosure** Premium birch plywood with a black-textured, hard-shell finish

**Protective Grille** Powder-coated, hex-stamped steel with black mesh screen

The MJF-208 compact stage monitor brings the same high intelligibility and low-frequency headroom of Meyer Sound's acclaimed MJF line of stage monitors to a lighter, more portable cabinet. The MJF-208 is ideal for monitoring applications with minimal stage space that don't require the higher output of the MJF-212A or MJF-210. All three stage monitors offer the self-powered advantages of simplified setup, operation, and consistent stage-to-stage sound, while occupying a fraction of the truck space of similar monitors requiring external amplification.

The MJF-208's 55 Hz to 18 kHz frequency range is phase corrected, ensuring that vocals and instruments are reproduced accurately with low distortion and no signal coloration. The flat phase and frequency response yield exceptional pattern control, minimizing interactions with nearby microphones and yielding high gain before feedback.

The MJF-208's durable, vented enclosure houses two 8-inch high-power low-frequency drivers,

as well as a 3-inch diaphragm compression driver coupled to a constant-directivity horn. The dual-driver design with optimized crossover and extremely accurate horn delivers extended headroom and symmetrical coverage not possible with other wedge monitor designs. The MJF-208 need not be purchased in matched pairs when deploying left-right configurations. The 70-degree horizontal by 50-degree vertical horn provides optimal coverage in smaller spaces that can't accommodate a large number of monitors. The low-profile cabinet slopes 35 degrees from the stage to preserve audience sight lines.

Drivers are powered by a 3-channel, class D amplifier. The Intelligent AC™ power supply provides automatic voltage selection, EMI filtering, soft current turn-on, and surge suppression.

The optional RMS™ remote monitoring system module provides comprehensive monitoring of loudspeaker parameters from a Mac® or

Windows®-based computer running Compass® control software. The optional RMServer connects up to 50 RMS loudspeakers on a single network. Optional XLR 5-pin connectors for the MJF-208 allow the use of composite cables carrying both balanced audio and RMS signals.

The optional MDM-832 distribution module routes AC power, balanced audio, and RMS to multiple MJF stage monitors, further enhancing portability and ease of use. The MDM-832 simplifies distribution with composite cables carrying AC power, balanced audio, and RMS, streamlining setups and tear-downs and reducing onstage cable clutter.

The MJF-208's cabinet is constructed of premium birch plywood, coated with a durable, black-textured finish, and includes protective rubber strips on the bottom of the unit that prevent changes in position due to vibrations. A hex-stamped steel grille lined with acoustical black mesh protects the drivers.

## FEATURES & BENEFITS

- Small lightweight footprint with no external amplification occupies less stage and truck space
- Self-powered system simplifies setup and operation, ensures consistent stage-to-stage sound
- Low-profile cabinet preserves audience sight lines
- High peak power ensures excellent transient response
- Flat phase and frequency response and exceptional pattern control yield high gain before feedback

## SOLUTIONS

- Small- or mid-sized stages, clubs, houses of worship, or corporate AV
- Main or backup vocal, or instrument monitor
- Applications where space and portability are a factor

## MJF-208 SPECIFICATIONS

### ACOUSTICAL

Operating Frequency Range <sup>1</sup>	55 Hz – 18 kHz
Phase Response	230 Hz – 16 kHz ±45 degrees
Coverage	70 degrees horizontal x 50 degrees vertical
Crossover <sup>2</sup>	960 Hz

### TRANSDUCERS

Low Frequency	Two 8-inch high-power cone drivers
High Frequency	One 3-inch diaphragm compression driver

### AUDIO I/O

Connectors <sup>3</sup>	XLR 3-pin or 5-pin female input XLR 3-pin or 5-pin male loop output
-------------------------	--

### AMPLIFIER

Type	3-channel, class D
Cooling	Convection

### AC POWER

Connectors	powerCON 20 input with loop output
Safety Rated Voltage Range	100–240 V AC, 50–60 Hz
Turn-on/off Points	90 V AC turn-on, no turn-off; internal fuse-protection above 265 V AC
Maximum Long-Term Continuous Current Draw	1.4 A rms (115 V AC); 0.8 A rms (230 V AC); 1.7 A rms (100 V AC)

### RMS NETWORK (OPTIONAL)

Equipped with 2-conductor, twisted-pair network, reporting all amplifier operating parameters to host computer

### NOTES

- 1 Recommended maximum operating frequency range. Response depends on loading conditions and room acoustics.
- 2 At this frequency, the transducers produce equal sound pressure levels.
- 3 XLR 5-pin connectors accommodate both balanced audio and RMS signals.

MJF-208 — 04.259.004.02 A

Copyright © 2016  
Meyer Sound Laboratories Inc.  
All rights reserved

MEYER SOUND LABORATORIES INC.  
2832 San Pablo Avenue  
Berkeley, CA 94702

+1 510 486.1166  
techsupport@meyersound.com  
www.meyersound.com



## ARCHITECT SPECIFICATIONS

The loudspeaker shall be a self-powered stage monitor; its transducers shall include two 8-inch cone drivers and one 3-inch diaphragm compression driver on a 70-degree x 50-degree horn.

The loudspeaker shall incorporate internal processing electronics and a 3-channel amplifier, one channel for each driver. Processing functions shall include equalization, phase correction, signal division, and driver protection. Amplifier channels shall be class D. The crossover point shall be 960 Hz.

Performance specifications, measured at 1/3-octave resolution, for a typical production unit shall be as follows: operating frequency range, 55 Hz to 18 kHz; phase

response, 230 Hz to 16 kHz ±45 degrees. Coverage shall be 70 degrees horizontal by 50 degrees vertical.

Audio connectors shall be XLR 3-pin or 5-pin input with male loop output. XLR 5-pin connectors shall accommodate both balanced audio and RMS signals.

The internal power supply shall perform automatic voltage selection, EMI filtering, soft current turn-on, and surge suppression. Power requirements shall be nominal 100, 110, or 230 V AC line current at 50–60 Hz. UL and CE operating voltage range shall be 100–240 V AC at 50–60 Hz. Maximum long-term continuous current draw shall be 1.4 A rms at 115 V AC, 0.8 A rms at 230 V AC, and 1.7 A rms at 100 V AC.

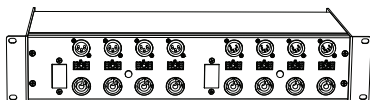
AC power connectors shall be powerCON 20 with loop output. The loudspeaker shall optionally include the RMS remote monitoring system module.

Components shall be mounted in an acoustically-vented, wedge-shaped enclosure constructed of premium birch plywood with a black-textured, hard-shell finish. The protective grille shall be hex stamped steel with black mesh screen. Dimensions shall be 18.68 inches wide x 12.68 inches high x 18.60 inches deep (474 mm x 322 mm x 472 mm). Weight shall be 47 lbs (21.3 kg). The enclosure's front angle shall be 35 degrees.

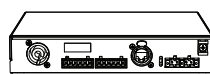
The loudspeaker shall be the Meyer Sound MJF-208.

## MJF-208 ACCESSORIES

**MDM-832 DISTRIBUTION MODULE** Simplifies routing of AC power, balanced audio, and RMS to stage monitors with composite cabling.



**RMSERVER** Networks up to 50 RMS loudspeakers so that loudspeaker parameters can be monitored from a host computer running Compass control software.



**GALILEO LOUDSPEAKER MANAGEMENT SYSTEM** Drives loudspeaker systems with matrix processing, EQ, delay, and gain control.

