



**Chroma-Q®**  
BRILLIANT SOLUTIONS

## Specification Sheet - Version: 1.0

**Chroma-Q® Inspire**

**External Control Box UL924**

**Part No: CHINHLCTRLBOX924**

### DESCRIPTION

The control box shall provide addressing and remote control for the Chroma-Q Inspire Terminal Strip & Inspire Mini Terminal Strip fixtures.

The control box shall be a 19" rack mount enclosure with a height 2U.

The control box shall accept a control input compatible with PLASA DMX512 protocol.

The control box shall be UL924 compliant for use in emergency lighting systems using the Inspire Terminal Strip Range of products.

The control box will provide three data outputs to allow control of up to 32 fixtures for each wire run (96 max. per system).

### FEATURES

- UL924 compliant
- Provides control signal to selected fixtures through emergency power in the event of mains loss
- Color touch screen user interface
- Low power draw
- Convection cooled

### ORDERING INFORMATION

CHINHLCTRLBOX924: Chroma-Q Inspire External Control Box UL924

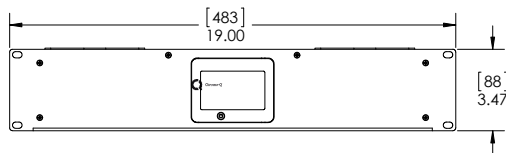
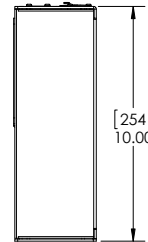
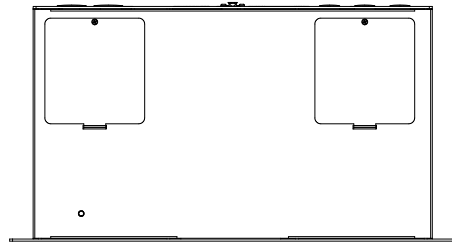
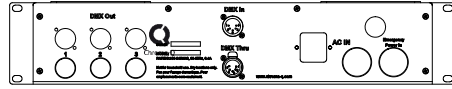
### OVERALL SPECIFICATIONS

Net Dimensions (without fixings):	Width: 483mm / 19" Height: 88mm / 3.5" Depth: 254mm / 10"
Net Weight:	2.5kg / 5.5lb
Shipping Dimensions:	Width: 533mm / 21" Height: 317.5mm / 12.5" Depth: 33.5mm / 5.25"
Shipping Weight:	3.3kg / 7.3lb
Power Supply:	Built-in
Power Input Rating:	100-240V AC 50-60Hz .4A
Power Factor:	0.6
Power Consumption:	4.6W @ 120V AC; 9W @ 230V AC
Inrush Current:	11A @ 120V AC; 23A @ 230V AC
Idle Power Consumption:	4.6W @ 120V AC; 9W @ 230V AC
Typical Power & Current:	Measurements done with all LEDs at maximum intensity. Measurements made at nominal volt age. Allow for a deviation of +/- 10%.
Power Connector In/Out:	Input only: Internal Terminal Block Transfer Power Input from Generator: Internal Terminal Block
Data Connectors In/Out:	Output: Terminal Block Input & Thru: XLR5
Max Cable Run:	See ANSI E1.27-1 - 2006 / BSR E1.27-2
Control Protocol:	ANSI E1.11 USITT DMX 512-A
Cooling System:	Convection
Operating Temperature:	0°C to 40°C
Construction:	Powder-coated aluminium
Colour:	Black
IP Rating:	IP20
Approvals:	CISPR 22/EN55022 & CISPR 24/EN55024, ICES-003 Issue 4:2012 / FCC Part 15 Subpart B:2014, CSA C22.2 No. 166-M1983: R2013, UL 1573:2003 R2014, IEC 60598-2-17, UL924
Control Modes:	RGBW single, RGBW output, Tungsten, 0-10V , LookStore
Dimming Curve:	Theatrical

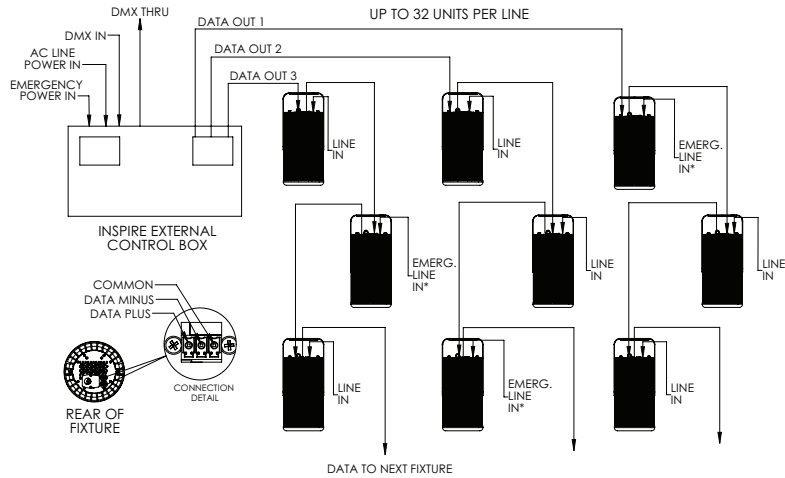


**Chroma-Q®**  
BRILLIANT SOLUTIONS

**Specification Sheet - Version: 1.0**  
**Chroma-Q® Inspire**  
**External Control Box UL924**  
**Part No: CHINHLCTRLBOX924**



**Typical System Diagram**



**Notes:**

- For DMX and data wires, use Belden 9729, CAT5e/6 or equal
- Maximum DMX cable length from DATA OUT 1/2/3 to 1st fixture must not exceed 500 ft/152 m
- **IMPORTANT:** Termination resistor **REQUIRED** on first fixture in data run, see user manual for details
- \* Emergency power in is the input connection from the alternative power source for emergency - shown as an example only, not used on all projects



Chroma-Q and all associated product names are recognised trademarks, for more information visit [www.chroma-q.com/trademarks](http://www.chroma-q.com/trademarks). The rights and ownership of all trademarks are recognised. Whilst every effort has been made to ensure that the information is correct, Chroma-Q accepts no liability for errors or omissions. Technical specifications and data are provided for guidance only. Because we constantly aim to improve our products, we reserve the right to amend or alter at any time and without prior notice, the specifications of any product. E&OE.